

PCI Express Power over Ethernet card, 2-port 1000 Base(T), 802.3af
compliant, low profile, RoHS

GPOE-2P

Quick Installation Guide

Version 1.0

Aug 29, 2018.

Package List

GPOE-2P package includes the following items:

- 1 x GPOE-2P card
- 1 x QIG (Quick Installation Guide)



©2018 Copyright by IEI Integration corp.
All rights reserved.

Specifications

- Interface: PCI Express® x1
- Ethernet:
 - Intel® I211AT controller
 - 9kB jumbo frame
 - IEEE 802.3az, IEEE1588
- PWR input:
 - 12~24V DC input
 - 1 x Internal DC input (1x4 pin)
 - 1 x External DC Jack (Φ2.1/Φ5.5)

**Caution! Choose one input only at a time
- PoE Capability:
 - IEEE 802.3at
 - 30W / 52V DC per port
- Operating Temperature: 0°C ~ 60°C
- Storage Temperature: -10°C ~ 70°C
- Operation Humidity: 5% ~ 95%, non-condensing
- Dimensions: 160 mm x 65 mm
- Weight: 110g
- CE/FCC compliant

Ordering Information

- **GPOE-2P-R10:**
PCI Express Power over Ethernet card, 2-port 1000 Base(T), 802.3af compliant, low profile, RoHS
- **63040-010090-120-RS:**
Power adapter, FSP, FSP090-DIEBN2, 9NA0904712,
Vin:90~264VAC, 90W, Plug=7.5mm, Cable=1500mm, Erp (no load 0.5W), Vout:19VDC, $\Phi 2.1/\Phi 5.5$ /lock, CCL, RoHS
- **63040-010065-200-RS:**
Power adapter, FSP, FSP065-REBN2, 9NA0654709,
Vin:90~264VAC, 65W, Dim:46.3x108.3x30mm, Plug=7.5mm,
Cable=1500mm, Erp (no load 0.1W), Vout:19VDC, $\Phi 2.1/\Phi 5.5$ /lock,
CCL, RoHS

Jumpers setting and connectors

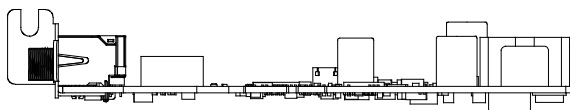
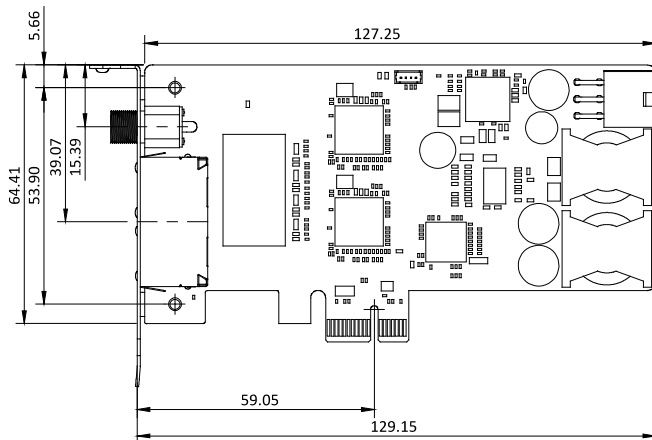
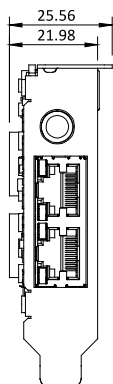
LABEL	FUNCTION
CN1	2 X 3 Power In Connector
J1	DC Jack Power In
PLAN2	1 X 2 RJ45 Connector

CN1: 2 X 3 Power In Connector			
PIN NO.	DESCRIPTION	PIN NO.	DESCRIPTION
1	Power in	4	GND
2	Power in	5	GND
3	Power in	6	GND

J1: DC Jack Power In			
PIN NO.	DESCRIPTION	PIN NO.	DESCRIPTION
1	Power in	2	GND
3	GND		

PLAN2: 1 X 2 RJ45 Connector			
PIN NO.	DESCRIPTION	PIN NO.	DESCRIPTION
1	P0	2	N0
3	P1	4	P2
5	N2	6	N1
7	P3	8	N3

Board Layout: Jumper and Connector Locations



(Unit: mm)